

McAllen-Edinburg-Mission Housing Report

December 2019



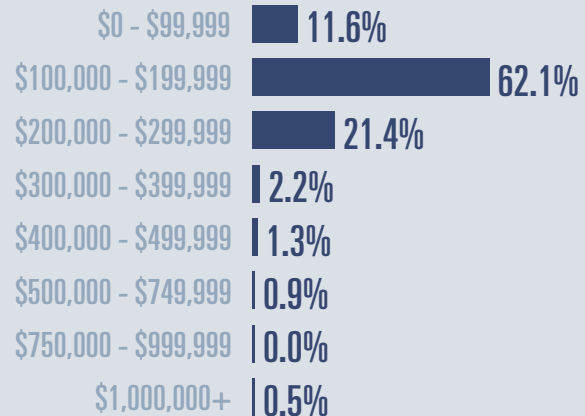
Median price

\$161,000

Up **11%**

Compared to December 2018

Price Distribution



Active listings

Down **6%**

1,809 in December 2019



Closed sales

Up **22.8%**

253 in December 2019



Days on market

Days on market 84

Days to close 32

Total 116

16 days less than December 2018



Months of inventory

6.5

Compared to 8.0 in December 2018

About the data used in this report

Data used in this report come from the Texas REALTOR® Data Relevance Project, a partnership among the Texas Association of REALTORS® and local REALTOR® associations throughout the state. Analysis is provided through a research agreement with the Real Estate Center at Texas A&M University.

Edinburg Housing Report

December 2019



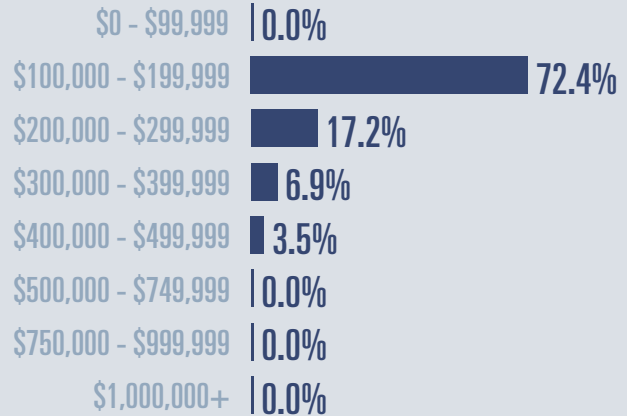
Median price

\$175,000

Up **11.5%**

Compared to December 2018

Price Distribution



Active listings

Down **19%**

154 in December 2019



Closed sales

Up **32%**

33 in December 2019



Days on market

Days on market 82

Days to close 36

Total 118

Unchanged from December 2018



Months of inventory

4.0

Compared to 5.1 in December 2018

About the data used in this report

Data used in this report come from the Texas REALTOR® Data Relevance Project, a partnership among the Texas Association of REALTORS® and local REALTOR® associations throughout the state. Analysis is provided through a research agreement with the Real Estate Center at Texas A&M University.

McAllen Housing Report

December 2019




Median price

\$172,575

Up **10.6%**

Compared to December 2018

Price Distribution



Active listings

Down **18.6%**

398 in December 2019



Closed sales

Up **35.9%**

72 in December 2019



Days on market

Days on market 77

Days to close 27

Total 104

33 days less than December 2018



Months of inventory

5.2

Compared to 7.1 in December 2018

About the data used in this report

Data used in this report come from the Texas REALTOR® Data Relevance Project, a partnership among the Texas Association of REALTORS® and local REALTOR® associations throughout the state. Analysis is provided through a research agreement with the Real Estate Center at Texas A&M University.

Mercedes Housing Report

December 2019

Price Distribution



Median price

\$62,000

Down **77.7%**

Compared to December 2018

\$0 - \$99,999	100.0%
\$100,000 - \$199,999	0.0%
\$200,000 - \$299,999	0.0%
\$300,000 - \$399,999	0.0%
\$400,000 - \$499,999	0.0%
\$500,000 - \$749,999	0.0%
\$750,000 - \$999,999	0.0%
\$1,000,000+	0.0%



Active listings

Up **152.6%**

48 in December 2019



Closed sales

Down **50%**

1 in December 2019



Days on market

Days on market 61

Days to close 9

Total 70

22 days less than December 2018



Months of inventory

12.3

Compared to 6.9 in December 2018

About the data used in this report

Data used in this report come from the Texas REALTOR® Data Relevance Project, a partnership among the Texas Association of REALTORS® and local REALTOR® associations throughout the state. Analysis is provided through a research agreement with the Real Estate Center at Texas A&M University.

Mission Housing Report

December 2019



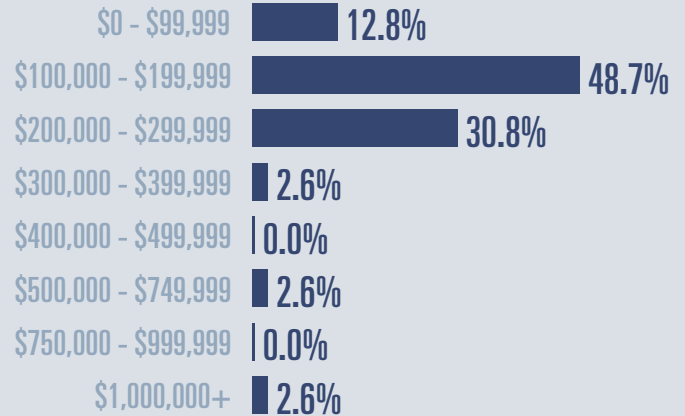
Median price

\$173,000

Up **6.1%**

Compared to December 2018

Price Distribution



Active listings

Down **9.3%**

340 in December 2019



Closed sales

Up **12.8%**

44 in December 2019



Days on market

Days on market 104

Days to close 38

Total 142

16 days more than December 2018



Months of inventory

6.7

Compared to 7.9 in December 2018

About the data used in this report

Data used in this report come from the Texas REALTOR® Data Relevance Project, a partnership among the Texas Association of REALTORS® and local REALTOR® associations throughout the state. Analysis is provided through a research agreement with the Real Estate Center at Texas A&M University.

Pharr Housing Report

December 2019

Price Distribution




Median price

\$120,000

Up **7.1%**

Compared to December 2018



Active listings

Down **16.3%**

103 in December 2019



Closed sales

Up **62.5%**

26 in December 2019



Days on market

Days on market 65

Days to close 27

Total 92

35 days less than December 2018



Months of inventory

5.3

Compared to 7.9 in December 2018

About the data used in this report

Data used in this report come from the Texas REALTOR® Data Relevance Project, a partnership among the Texas Association of REALTORS® and local REALTOR® associations throughout the state. Analysis is provided through a research agreement with the Real Estate Center at Texas A&M University.

San Juan Housing Report

December 2019



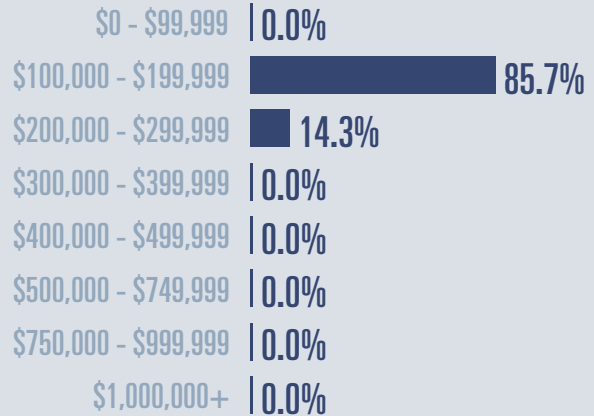
Median price

\$134,900

Down **0.1%**

Compared to December 2018

Price Distribution



Active listings

Down **14.8%**

46 in December 2019



Closed sales

Down **11.1%**

8 in December 2019



Days on market

Days on market 53

Days to close 37

Total 90

38 days less than December 2018



Months of inventory

4.6

Compared to 4.6 in December 2018

About the data used in this report

Data used in this report come from the Texas REALTOR® Data Relevance Project, a partnership among the Texas Association of REALTORS® and local REALTOR® associations throughout the state. Analysis is provided through a research agreement with the Real Estate Center at Texas A&M University.

Weslaco Housing Report

December 2019



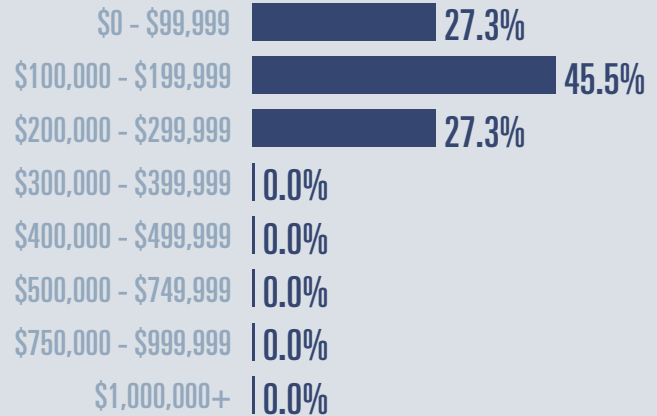
Median price

\$160,000

Up **23.1%**

Compared to December 2018

Price Distribution



Active listings

Down **4.6%**

125 in December 2019



Closed sales

Down **14.3%**

12 in December 2019



Days on market

Days on market 103

Days to close 31

Total 134

28 days more than December 2018



Months of inventory

7.4

Compared to 10.9 in December 2018

About the data used in this report

Data used in this report come from the Texas REALTOR® Data Relevance Project, a partnership among the Texas Association of REALTORS® and local REALTOR® associations throughout the state. Analysis is provided through a research agreement with the Real Estate Center at Texas A&M University.