

McAllen-Edinburg-Mission Housing Report

September 2019



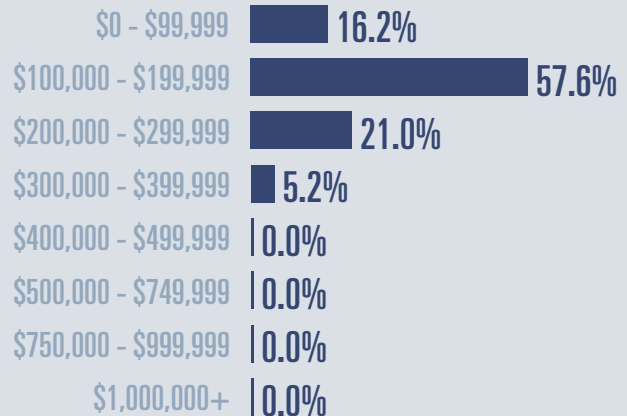
Median price

\$153,500

Up **7.9%**

Compared to September 2018

Price Distribution



Active listings

Up **5.3%**

1,994 in September 2019



Closed sales

Up **8.8%**

259 in September 2019



Days on market

Days on market 76

Days to close 28

Total 104

12 days less than September 2018



Months of inventory

7.5

Compared to 7.8 in September 2018

About the data used in this report

Data used in this report come from the Texas REALTOR® Data Relevance Project, a partnership among the Texas Association of REALTORS® and local REALTOR® associations throughout the state. Analysis is provided through a research agreement with the Real Estate Center at Texas A&M University.

Edinburg Housing Report

September 2019



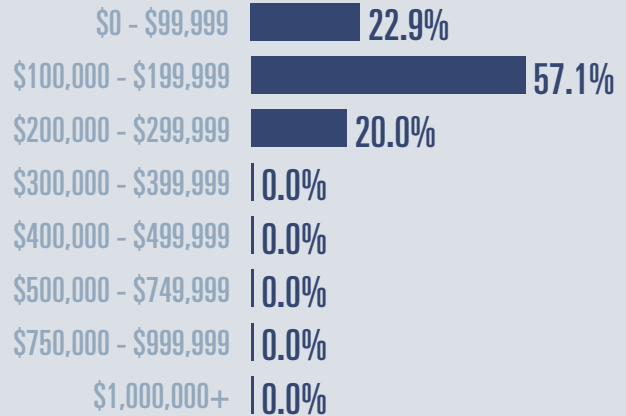
Median price

\$155,900

Down **2.3%**

Compared to September 2018

Price Distribution



Active listings

Up **3.1%**

201 in September 2019



Closed sales

Up **5.3%**

40 in September 2019



Days on market

Days on market 71

Days to close 27

Total 98

Unchanged from September 2018



Months of inventory

5.5

Compared to 5.2 in September 2018

About the data used in this report

Data used in this report come from the Texas REALTOR® Data Relevance Project, a partnership among the Texas Association of REALTORS® and local REALTOR® associations throughout the state. Analysis is provided through a research agreement with the Real Estate Center at Texas A&M University.

McAllen Housing Report

September 2019



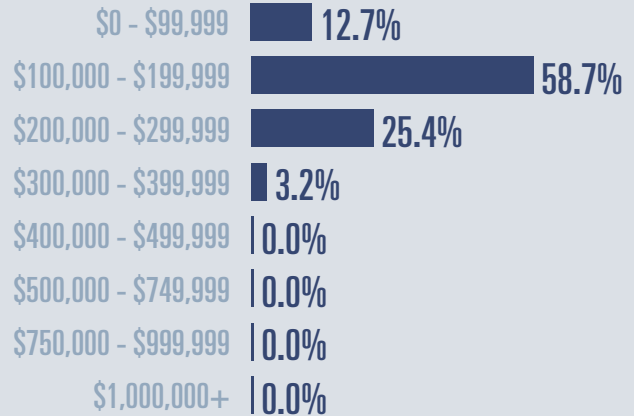
Median price

\$156,250

Down **6.6%**

Compared to September 2018

Price Distribution



Active listings

Down **12%**

442 in September 2019



Closed sales

Up **18.3%**

71 in September 2019



Days on market

Days on market 83

Days to close 27

Total 110

20 days more than September 2018



Months of inventory

6.2

Compared to 7.1 in September 2018

About the data used in this report

Data used in this report come from the Texas REALTOR® Data Relevance Project, a partnership among the Texas Association of REALTORS® and local REALTOR® associations throughout the state. Analysis is provided through a research agreement with the Real Estate Center at Texas A&M University.

Mercedes Housing Report

September 2019

Price Distribution



Median price

\$84,900

Down **40.9%**

Compared to September 2018

\$0 - \$99,999	100.0%
\$100,000 - \$199,999	0.0%
\$200,000 - \$299,999	0.0%
\$300,000 - \$399,999	0.0%
\$400,000 - \$499,999	0.0%
\$500,000 - \$749,999	0.0%
\$750,000 - \$999,999	0.0%
\$1,000,000+	0.0%



Active listings

Up **114.8%**

58 in September 2019



Closed sales

Down **66.7%**

1 in September 2019



Days on market

Days on market 100

Days to close 40

Total 140

236 days less than September 2018



Months of inventory

15.5

Compared to 11.2 in September 2018

About the data used in this report

Data used in this report come from the Texas REALTOR® Data Relevance Project, a partnership among the Texas Association of REALTORS® and local REALTOR® associations throughout the state. Analysis is provided through a research agreement with the Real Estate Center at Texas A&M University.

Mission Housing Report

September 2019




Median price

\$174,500

Up **24.6%**

Compared to September 2018

Price Distribution



Active listings

Down **10.2%**

344 in September 2019



Closed sales

Down **11.8%**

45 in September 2019



Days on market

Days on market 91

Days to close 29

Total 120

9 days less than September 2018



Months of inventory

6.9

Compared to 8.1 in September 2018

About the data used in this report

Data used in this report come from the Texas REALTOR® Data Relevance Project, a partnership among the Texas Association of REALTORS® and local REALTOR® associations throughout the state. Analysis is provided through a research agreement with the Real Estate Center at Texas A&M University.

Pharr Housing Report

September 2019



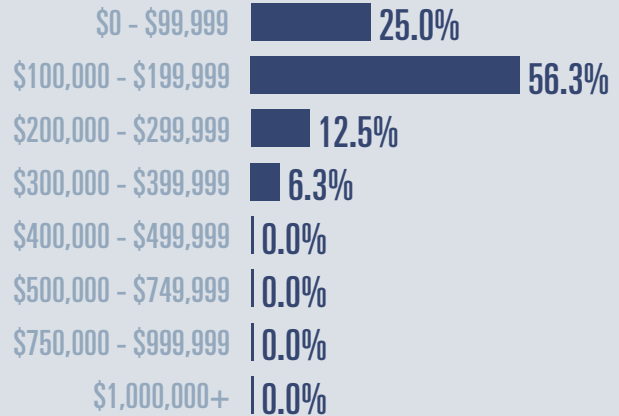
Median price

\$127,750

Down **8.8%**

Compared to September 2018

Price Distribution



Active listings

Up **0.8%**

130 in September 2019



Closed sales

Down **21.7%**

18 in September 2019



Days on market

Days on market 75

Days to close 32

Total 107

5 days less than September 2018



Months of inventory

7.0

Compared to 7.7 in September 2018

About the data used in this report

Data used in this report come from the Texas REALTOR® Data Relevance Project, a partnership among the Texas Association of REALTORS® and local REALTOR® associations throughout the state. Analysis is provided through a research agreement with the Real Estate Center at Texas A&M University.

San Juan Housing Report

September 2019



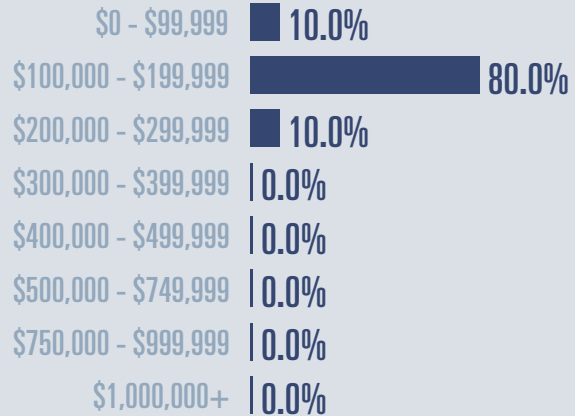
Median price

\$139,670

Up **7%**

Compared to September 2018

Price Distribution



Active listings

Down **29%**

44 in September 2019



Closed sales

Up **37.5%**

11 in September 2019



Days on market

Days on market 54

Days to close 31

Total 85

66 days less than September 2018



Months of inventory

4.3

Compared to 5.1 in September 2018

About the data used in this report

Data used in this report come from the Texas REALTOR® Data Relevance Project, a partnership among the Texas Association of REALTORS® and local REALTOR® associations throughout the state. Analysis is provided through a research agreement with the Real Estate Center at Texas A&M University.

Weslaco Housing Report

September 2019



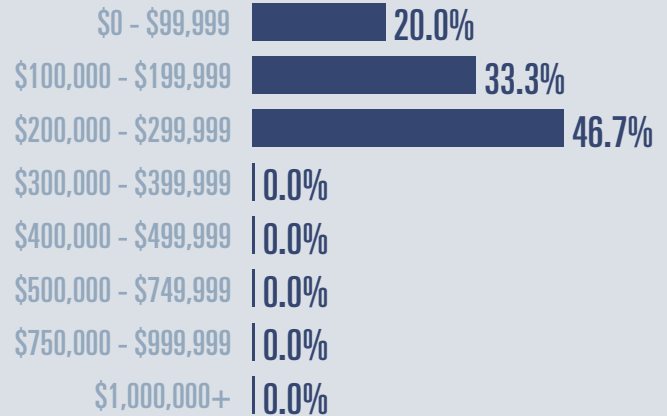
Median price

\$161,000

Up **18%**

Compared to September 2018

Price Distribution



Active listings

Up **61.1%**

153 in September 2019



Closed sales

Up **88.9%**

17 in September 2019



Days on market

Days on market 70

Days to close 23

Total 93

34 days less than September 2018



Months of inventory

9.1

Compared to 8.3 in September 2018

About the data used in this report

Data used in this report come from the Texas REALTOR® Data Relevance Project, a partnership among the Texas Association of REALTORS® and local REALTOR® associations throughout the state. Analysis is provided through a research agreement with the Real Estate Center at Texas A&M University.