

McAllen-Edinburg-Mission Housing Report

June 2019



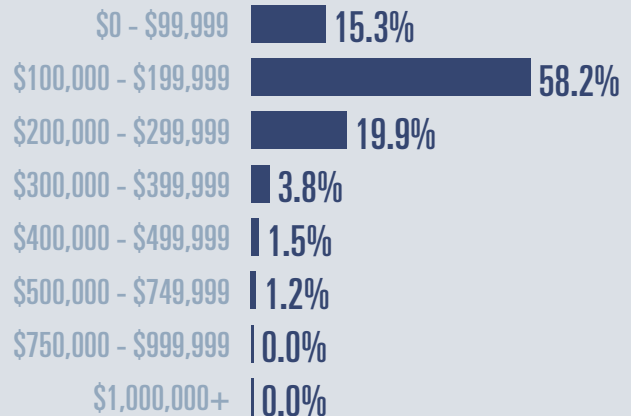
Median price

\$157,000

Up **9.9%**

Compared to June 2018

Price Distribution



Active listings

Up **3.3%**

2,008 in June 2019



Closed sales

Up **5%**

295 in June 2019



Days on market

Days on market 84

Days to close 28

Total 112

4 days less than June 2018



Months of inventory

7.9

Compared to 7.9 in June 2018

About the data used in this report

Data used in this report come from the Texas REALTOR® Data Relevance Project, a partnership among the Texas Association of REALTORS® and local REALTOR® associations throughout the state. Analysis is provided through a research agreement with the Real Estate Center at Texas A&M University.

Edinburg Housing Report

June 2019

Price Distribution

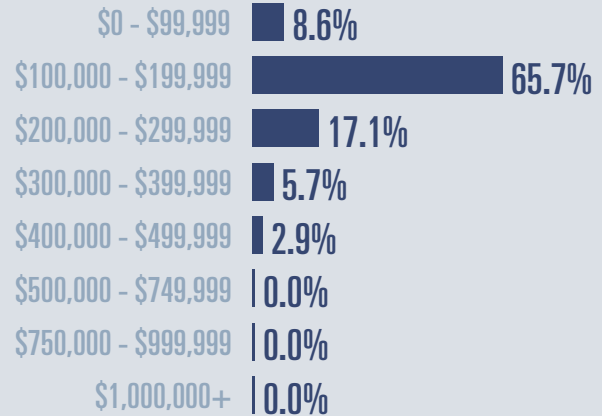


Median price

\$160,500

Up **14%**

Compared to June 2018



Active listings

Up **1.5%**

208 in June 2019



Closed sales

Down **4.8%**

40 in June 2019



Days on market

Days on market	50
Days to close	31
Total	81

17 days less than June 2018



Months of inventory

5.7

Compared to 5.6 in June 2018

About the data used in this report

Data used in this report come from the Texas REALTOR® Data Relevance Project, a partnership among the Texas Association of REALTORS® and local REALTOR® associations throughout the state. Analysis is provided through a research agreement with the Real Estate Center at Texas A&M University.

McAllen Housing Report

June 2019

Price Distribution

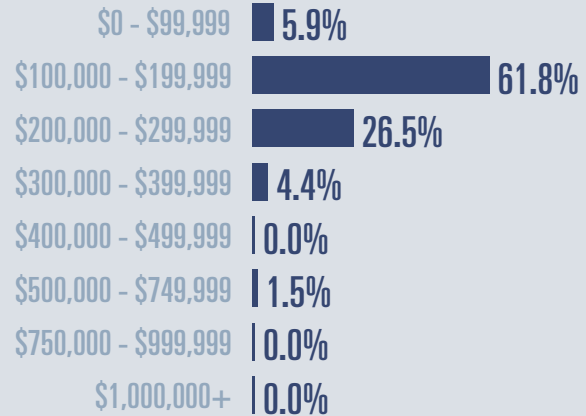


Median price

\$170,000

Up **8.5%**

Compared to June 2018



Active listings

Down **8.1%**

464 in June 2019



Closed sales

Up **2.7%**

77 in June 2019



Days on market

Days on market 78

Days to close 27

Total 105

3 days more than June 2018



Months of inventory

6.7

Compared to 7.0 in June 2018

About the data used in this report

Data used in this report come from the Texas REALTOR® Data Relevance Project, a partnership among the Texas Association of REALTORS® and local REALTOR® associations throughout the state. Analysis is provided through a research agreement with the Real Estate Center at Texas A&M University.

Mercedes Housing Report

June 2019

Price Distribution

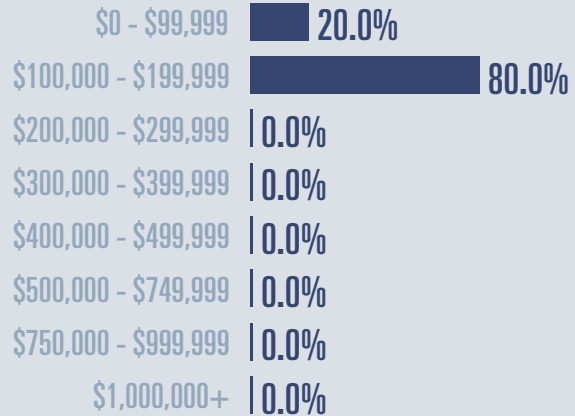


Median price

\$147,000

Up **100%**

Compared to June 2018



Active listings

Up **209.5%**

65 in June 2019



Closed sales

Up **100%**

11 in June 2019



Days on market

Days on market 315

Days to close 22

Total 337

337 days more than June 2018



Months of inventory

20.5

Compared to 8.7 in June 2018

About the data used in this report

Data used in this report come from the Texas REALTOR® Data Relevance Project, a partnership among the Texas Association of REALTORS® and local REALTOR® associations throughout the state. Analysis is provided through a research agreement with the Real Estate Center at Texas A&M University.

Mission Housing Report

June 2019

Price Distribution

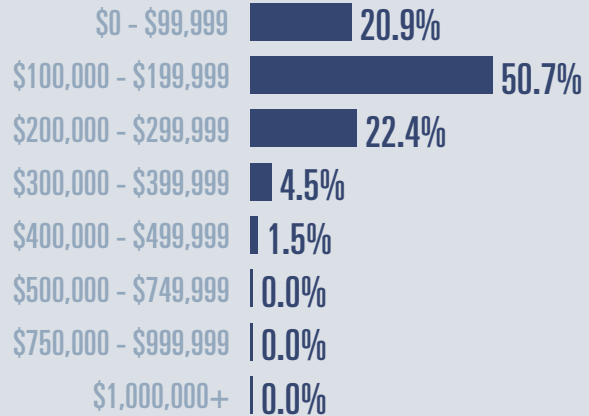


Median price

\$160,500

Up **0.3%**

Compared to June 2018



Active listings

Down **6.9%**

379 in June 2019



Closed sales

Up **16.9%**

76 in June 2019



Days on market

Days on market 75

Days to close 26

Total 101

46 days less than June 2018



Months of inventory

7.4

Compared to 8.7 in June 2018

About the data used in this report

Data used in this report come from the Texas REALTOR® Data Relevance Project, a partnership among the Texas Association of REALTORS® and local REALTOR® associations throughout the state. Analysis is provided through a research agreement with the Real Estate Center at Texas A&M University.

Pharr Housing Report

June 2019

Price Distribution

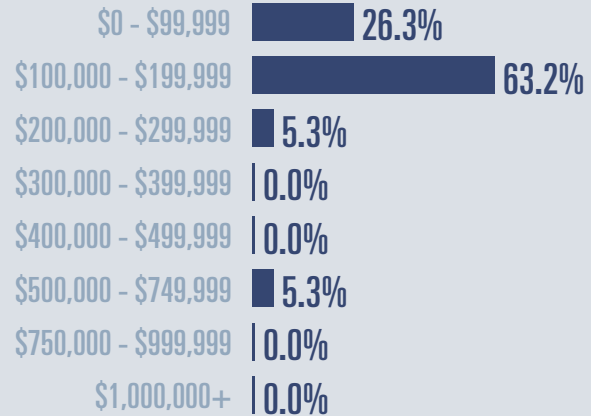


Median price

\$118,999

Up **5.3%**

Compared to June 2018



Active listings

Down

12.7%

117 in June 2019



Closed sales

Down

12.5%

21 in June 2019



Days on market

Days on market 98

Days to close 33

Total 131

6 days more than June 2018



Months of inventory

6.6

Compared to 8.2 in June 2018

About the data used in this report

Data used in this report come from the Texas REALTOR® Data Relevance Project, a partnership among the Texas Association of REALTORS® and local REALTOR® associations throughout the state. Analysis is provided through a research agreement with the Real Estate Center at Texas A&M University.

San Juan Housing Report

June 2019

Price Distribution

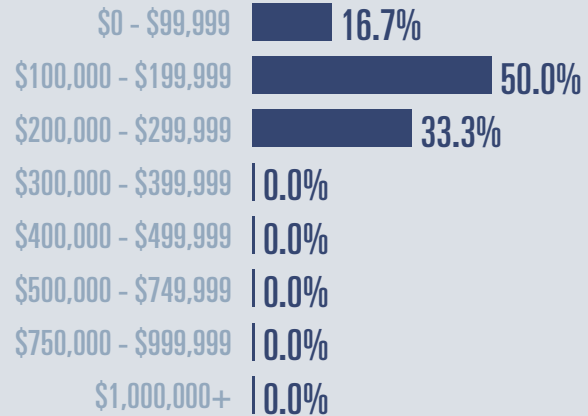


Median price

\$161,819

Up **18.6%**

Compared to June 2018



Active listings

Down

36.2%

44 in June 2019



Closed sales

Down

22.2%

7 in June 2019



Days on market

Days on market 60

Days to close 27

Total 87

45 days less than June 2018



Months of inventory

4.2

Compared to 5.2 in June 2018

About the data used in this report

Data used in this report come from the Texas REALTOR® Data Relevance Project, a partnership among the Texas Association of REALTORS® and local REALTOR® associations throughout the state. Analysis is provided through a research agreement with the Real Estate Center at Texas A&M University.

Weslaco Housing Report

June 2019

Price Distribution

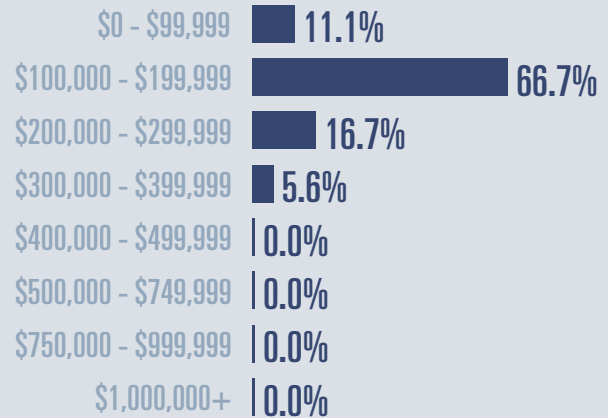


Median price

\$159,000

Up **27.2%**

Compared to June 2018



Active listings

Up **50.9%**

160 in June 2019



Closed sales

Up **33.3%**

20 in June 2019



Days on market

Days on market 62

Days to close 23

Total 85

41 days less than June 2018



Months of inventory

10.9

Compared to 8.2 in June 2018

About the data used in this report

Data used in this report come from the Texas REALTOR® Data Relevance Project, a partnership among the Texas Association of REALTORS® and local REALTOR® associations throughout the state. Analysis is provided through a research agreement with the Real Estate Center at Texas A&M University.